

Features

- Combines Remote Mic and control switches in a single cabinet
- 6 conductors carry Power, Audio and Control
- Up to 30 EVX-RM8 units in a system
- Compact design for ease of installation
- Cabinet mounts Semi Flush or Surface



Description

The EVAX EVX-RM8 is a supervised remote microphone station with the addition of control switches for message activation, zone select or control functions.

The microphone provides crystal clear live voice instructions over the system speakers. Control switches give the added ability of activating pre-recorded messages/tones for emergency or operational conditions from a remote location. Switches may also be used for selective zone control when used in conjunction with an EVX-4Z Zone Splitter.

The EVX-OL8 will provide output control that may be assigned to a switch, input or function like Alarm or PTT. The EVX-IL8 provides additional input points that may be activated by an external N.O. Dry Contact closure. Switch, Input and Output cards may be used in any combination with a maximum quantity of 16, at any control point.

6 conductors carry 24V Power, Audio and RS485 Data for control functions. Wire may be run as far as 4000 feet.

Technical Specifications

EVX-RM8	
Back Box Dimensions (WxHxD)	8 x 10 x 3"
Color	Charcoal Grey (Standard) Red (Optional) <i>RM8</i>
EVX-RM16	
Back Box Dimensions (WxHxD)	10 x 14 x 3"
Color	Charcoal Grey (Standard) Red (Optional) <i>RM16</i>

The EVAX EVX-RM8 is compatible with Evax Mass Notification Audio evac systems. System integrity is constantly monitored to insure reliable performance when critical conditions demand instant communications.




by **P**POTTER

EVX-RM8

Remote Microphone w/ Select Switches

Typical Wiring EVX-RM8



EVX-RM8 is Listed to UL2572 Mass Notification Systems when used in conjunction with the EVAX 100M or EVAX 200M systems.


Microphone operation is typically All-Call, but switches may be assigned to Zone select when the EVX-ZM Zone Module is installed.

Select switches may also be used to activate messages/tones for emergency or operational conditions.

Message priority is assigned in programming. Typically highest priority message is assigned to Switch number 1, next lower priority to 2 and so on.
Additional Switches can be added and programmed for Output Control.

Maximum number of switches in the EVAX 100M / 200M is 32.

EVX-SL8 LED Switch Card




Current draw (On primary module battery back-up): 3mA (Standby), 5.16mA (All Call)

- 8 Momentary switches
- 8 Tri-color LED's (green/red/amber)
- Programmable for multiple functions

The EVAX EVX-SL8 LED Switch Module provides switch selection for message activation, paging, and control functions. When used in conjunction with the EVX-ZM zone module, the SL8 can be programmed for page zone control. LEDs for switches assigned to page zones will indicate Red for page and flashing Red for alarm. The LED will indicate Amber if the associated speaker circuit is in a fault condition. Switches can be programmed to control corresponding points on the EVX-OL8. Switch LEDs will indicate steady Red on activation.

EVX-OL8 LED Output Card



Current draw (On primary module battery back-up): 3mA (Standby), 28mA (All Call)

- 8 Outputs
- 8 Red LED's
- N.O. Dry contacts rated at 30mA @ 0-24VDC

The EVX-OL8 LED Output Module provides solid state N.O. dry contacts. It can also be separately tied to a voltage (0-24VDC), with that voltage used as a drive point or trigger. Outputs 1-4 and 5-8 may use different voltage references if desired. The EVX-OL8 outputs may be programmed to follow message activation, page zones, or specific functions like PTT, alarm, or control.

EVX-IL8 LED Input Card




Current draw (On primary module battery back-up): 3mA (Standby), 5.2mA (All Call)

- 8 points
- 8 Red LED's
- Programmable for multiple functions

The EVAX EVX-IL8 LED Input Module can be used for page zone control, message selection, and control functions. The inputs monitor an external N.O dry contact. EVX-IL8's are typically used for message/zone activation from an outside system such as Severe Weather Warnings. They can also be used to activate corresponding outputs on the EVX-OL8. On activation, the corresponding LED will indicate red.

EVX-RMI Remote MIC I-Card



- MIC Input
- Active/Fault LED Flashes Green to indicate communication, steady Amber to indicate Fault
- In-Use LED Indicate steady Red to show lockout.

Remote Mic is locked out if any other MIC is In-Use. When the In-Use MIC releases PTT, the Remote MIC will be able to Page. Primary MIC in the EVAX 100M or HMX Master Panel will always have highest priority and be able to override any Remote MIC.

Ordering Information

Description	Stock No.
Remote microphone w/ select switches	EVX-RM8
LED Switch Card	EVX-SL8
LED Input Card	EVX-IL8
LED Output Card	EVX-OL8
Remote MIC I-Card	EVX-RMI